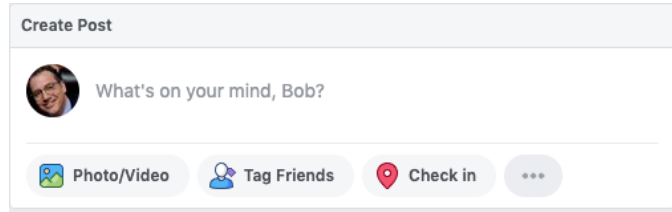


## Purpose: How to use Facebook Live

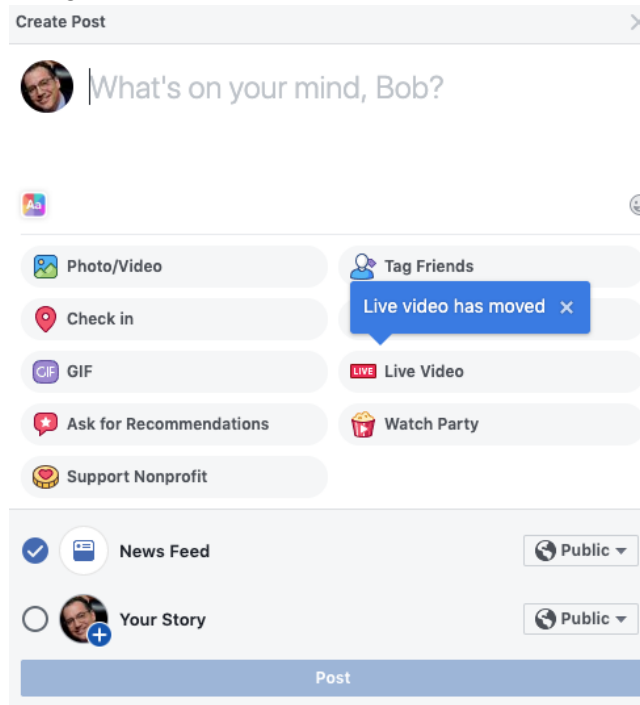
The purpose of this guide is to help One LA leaders stay in touch, in efficient and time sensitive ways during our current public health crisis. Below you will find step-by-step instructions on how to use Facebook Live.

### 1. To Create a Facebook Live

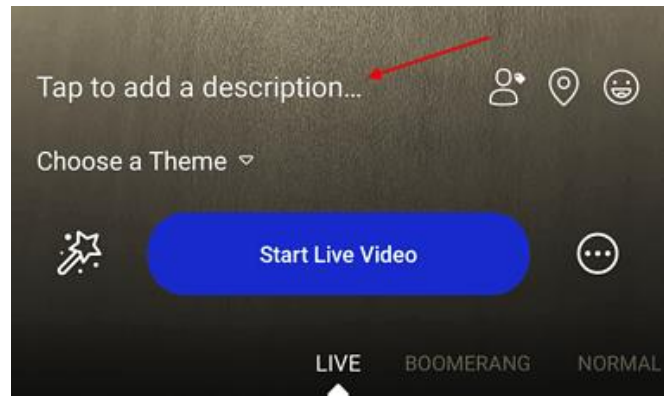
- On your desktop, either click “Live Video,” or first go to the “...” icon at the bottom right of your status update



- After clicking the “...” icon, click “Live Video”



- Choose your privacy and posting settings
- Write a description/tag others
- Click the blue "Start Live Video" button to start broadcasting.



- Interact with viewers and commenters.
- Click "Finish" to end the broadcast.